

PASSENGER EXPRESS 66



PRINCIPAL DIMENSIONS

Length overall	66.85 metres
Length (waterline)	64.0 metres
Beam (moulded)	15.2 metres
Hull depth (moulded)	5.55 metres
Hull draft (maximum)	1.94 metres

PAYLOAD AND CAPACITIES

Passengers	574
Crew	16
Maximum deadweight	100 tonnes

PROPULSION

Main engines	4 x MAN 16V1750
Gearboxes	4 x ZF 9055 NR2H 2.609
Waterjets	4 x Hamilton HT900

PERFORMANCE

Speed	35.8 knots @ 90% MCR
Fuel	30,000 litres

CLASSIFICATION

Class	DNV
Notation	✱1A HSLC R2 Passenger EO HSC Category B
Flag	France



YARD NO: 425

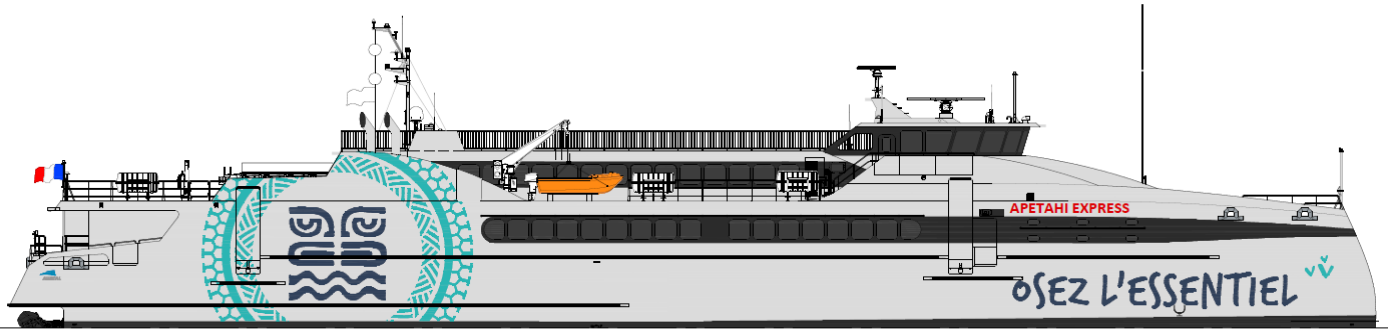
DESTINATION: FRENCH POLYNESIA

DELIVERED: 2023

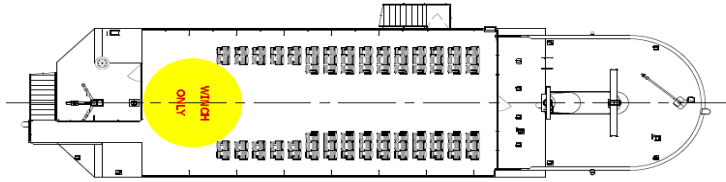
CLIENT: DEGAGE GROUP

PASSENGER EXPRESS 66

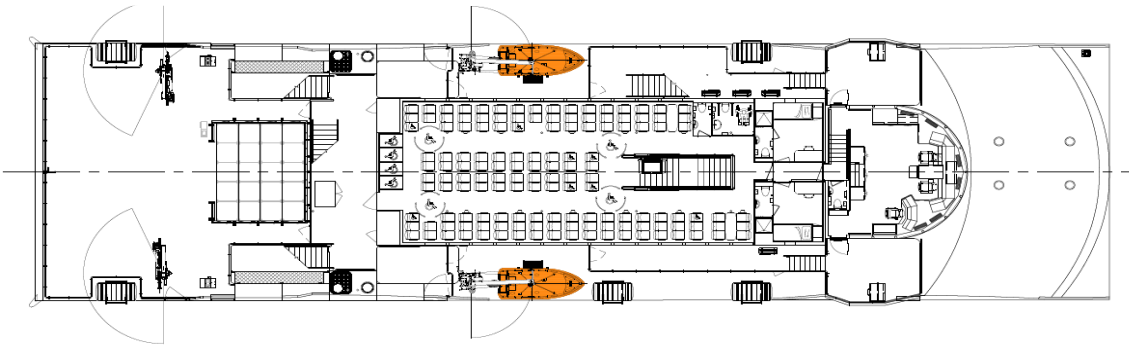
Vessel type: 66m Passenger Catamaran



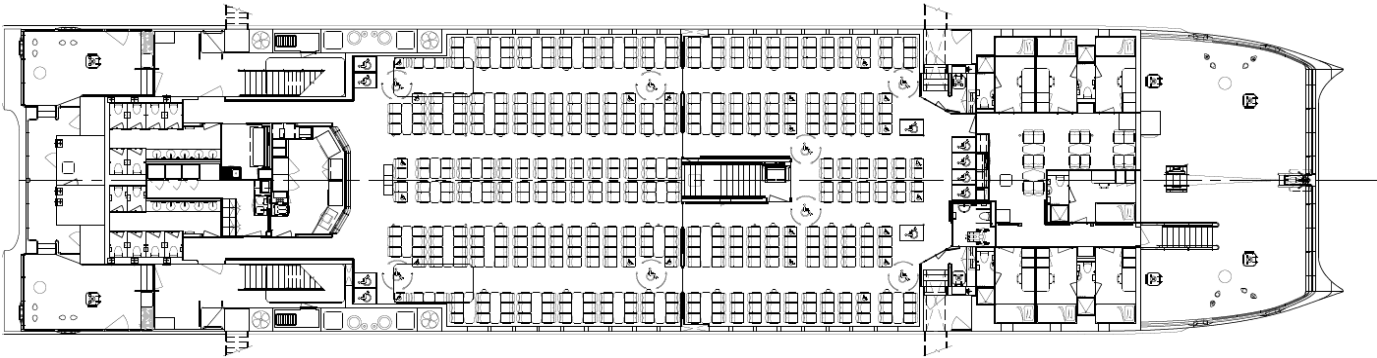
PROFILE



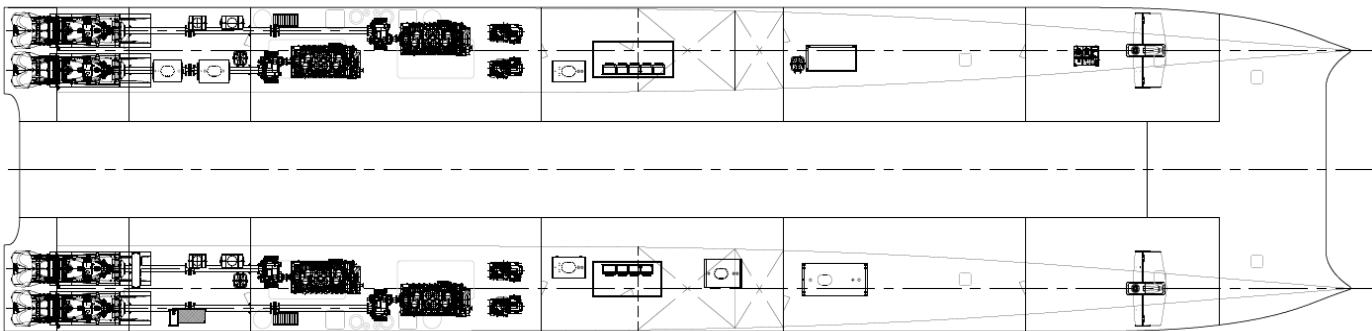
SUN DECK



UPPER DECK



MAIN DECK



HULLS

YARD NO: 425

DESTINATION: FRENCH POLYNESIA

DELIVERED: 2023

CLIENT: DEGAGE GROUP



100 Clarence Beach | Tel +61 8 9410 1111
Road | sales@austal.com
Henderson | www.austal.com